

Additional Facilities

To assist you in a successful meeting we can provide:

- Sole use of the premises providing privacy
- Assistance from our experienced professional staff and volunteers
- Off-Road Parking
- Refreshments
- Choice of Catering Options
- Flip Chart Stand, Stationery & Consumables
- Extensive Grounds for outdoor activities and chill-out sessions
- Interesting exhibition displays to view during meeting breaks



Please contact us on 0114 276 2828 if you have any questions or to make a booking.
We look forward to hearing from you soon.

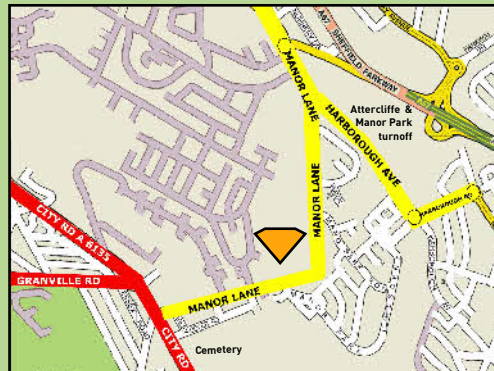
Contact



Sheffield Manor Lodge Discovery Centre
Green Estate Ltd
Manor Lodge
115 Manor Lane
Sheffield S2 1UH

Tel 0114 276 2828
Fax 0114 270 6271
Email info@greenestate.org

www.manorlodge.org.uk



For SatNav Discovery Centre : 197 Manor Lane , S2 1UJ

Sheffield Manor Lodge
Discover Centre was



Sheffield Manor Lodge
is managed by



Green Estate is
supported by



Sheffield Manor Lodge



Discovery Centre



Meetings & Conferences



Discover a Great Place for Meetings

Welcome

Lets face it, business meetings can sometimes be a bit boring!

So why not liven things up and hold your next meeting, conference or seminar where you and your guests can see Mary Queen of Scots being beheaded while you are having a coffee break courtesy of our unique automaton display !



Come to Sheffield Manor Lodge

Discovery Centre ,an exciting new visitor attraction based on a site steeped in history .

Not only will you be holding your meeting in a venue with the best facilities and attentive staff but your booking will directly help contribute to the regeneration of the site and it's wider community neighbourhood.

Be amongst the first to experience the advantages of Sheffield Manor Lodge Discovery Centre.

Facilities

The Sheffield Manor Lodge Discovery Centre is a step-free single level facility combining two usable meeting areas.

The welcome area provides reception and refreshment facilities and can also be used as 'break-out' space .



The main presentation area is an open plan space with a maximum capacity of 50 and is able to be set up in a variety of room configurations depending on your needs .




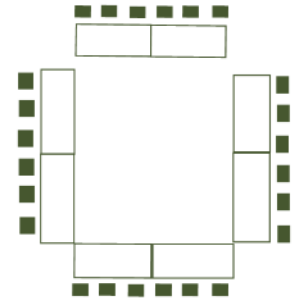
A useful feature of this room is it's integral AV presentation system with retractable screen and ceiling mounted projector connected to our touch screen PC. This means that you all you need to bring is your Powerpoint presentation on a USB memory stick.

Room Layouts



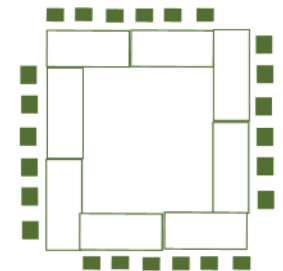
Theatre Style
Capacity 50 seats

Open - U Style
Capacity 30 seats



Circle of Seats
Capacity 30 seats

Closed Square
Capacity 30 seats



During coffee and lunch breaks guests are welcome to browse the many interactive displays in the Discovery Centre that tell the rich history of Sheffield Manor Lodge through the ages.

